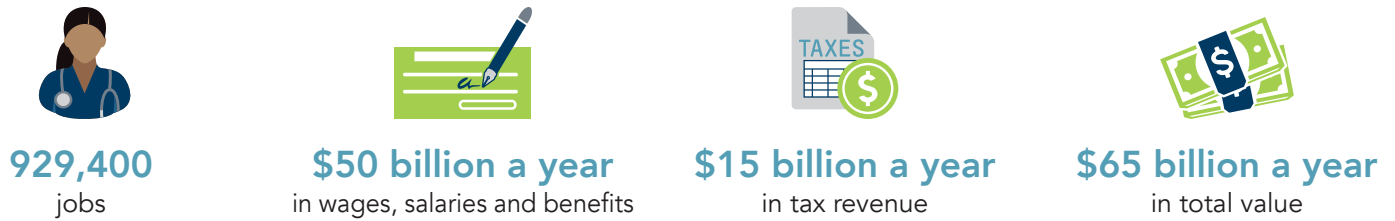


Economic Impact of Healthcare on Michigan

Total Impact*



Direct Impact

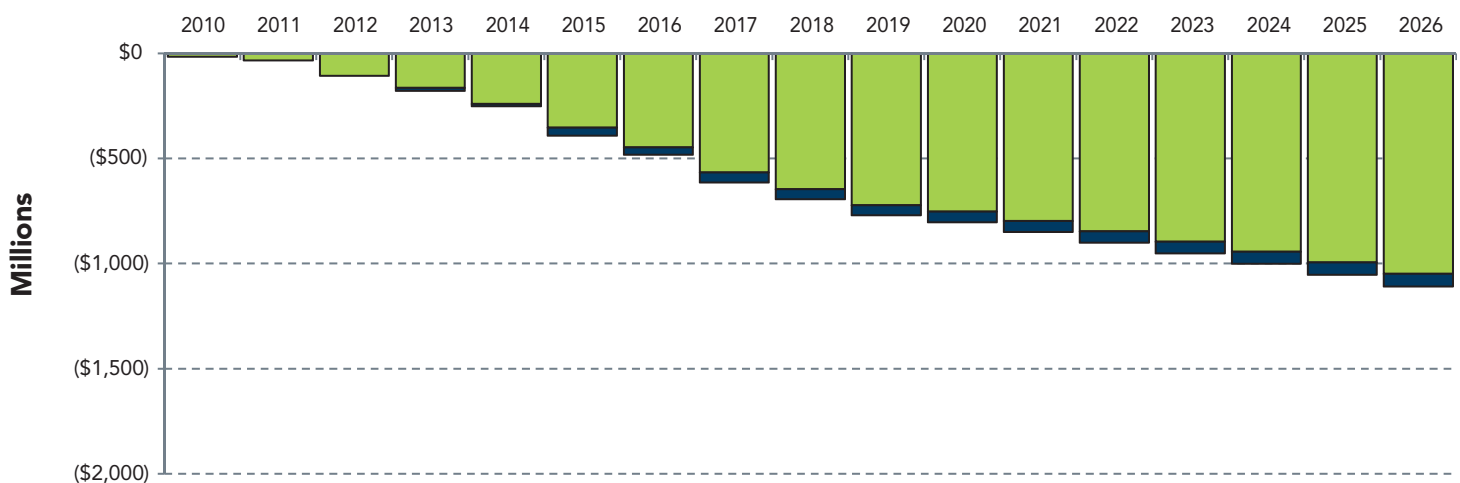


Indirect & Induced Impact

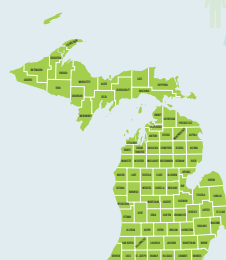


*Total Impact = sum of direct, indirect and induced impacts. The sum of the individual number may not equal the total due to rounding.

Impact of Enacted Medicare ACA Cuts Analysis



Impact of the Healthy Michigan Plan



Statewide enrollment: **661,152**

*Based on Healthy Michigan Plan County Enrollment from Jan. 30, 2017, from the Michigan Department of Health & Human Services

		Impact of Enacted Cuts (2010-2016)	Impact of Enacted Cuts (2017-2026)	Total Impact (2010-2026)	
Legislative (1)	ACA Marketbasket Cuts	IPPS Marketbasket Reduction	(\$707,259,600)	(\$4,184,594,600)	(\$4,891,854,200)
		OPPS Marketbasket Reduction	(\$340,449,400)	(\$2,057,249,500)	(\$2,397,698,900)
		IRF Marketbasket Reduction	(\$29,219,200)	(\$179,023,200)	(\$208,242,400)
		LTCH Marketbasket Reduction	(\$43,443,600)	(\$246,654,700)	(\$290,098,300)
		IPF Marketbasket Reduction	(\$15,942,400)	(\$135,657,500)	(\$151,599,900)
		HH Marketbasket Reduction	(\$14,623,200)	(\$59,683,000)	(\$74,306,200)
	SNF Marketbasket Reduction	(\$4,965,000)	(\$22,321,800)	(\$27,286,800)	
	Other cuts	Medicare DSH Cuts	(\$207,366,000)	(\$1,328,004,700)	(\$1,535,370,700)
QBPR (2)		Readmissions Reduction Program	(\$65,849,100)	(\$305,798,200)	(\$371,647,300)
		Hospital Acquired Condition Reduction Program	(\$26,005,000)	(\$227,914,300)	(\$253,919,300)
		Value-based Purchasing	(\$4,651,000)	\$18,880,000	\$14,229,000
		Total Enacted Cuts	(\$1,459,773,500)	(\$8,728,021,500)	(\$10,187,795,000)

This analysis is intended for advocacy purposes only and indicates to what extent that hospital providers have been impacted by existing Medicare provider payment cuts enacted by Congress to achieve Medicare payment policy and/or long-term deficit reduction goals. The impacts shown in this analysis include the major cuts enacted since 2010. Each cut shown in this analysis is described below.

(1) Enacted Legislative Medicare Cuts Include:

- ACA Marketbasket Cuts: These impacts reflect the Affordable Care Act (ACA) of 2010-authorized update factor cuts.

(2) Quality-based Payment Reform Includes:

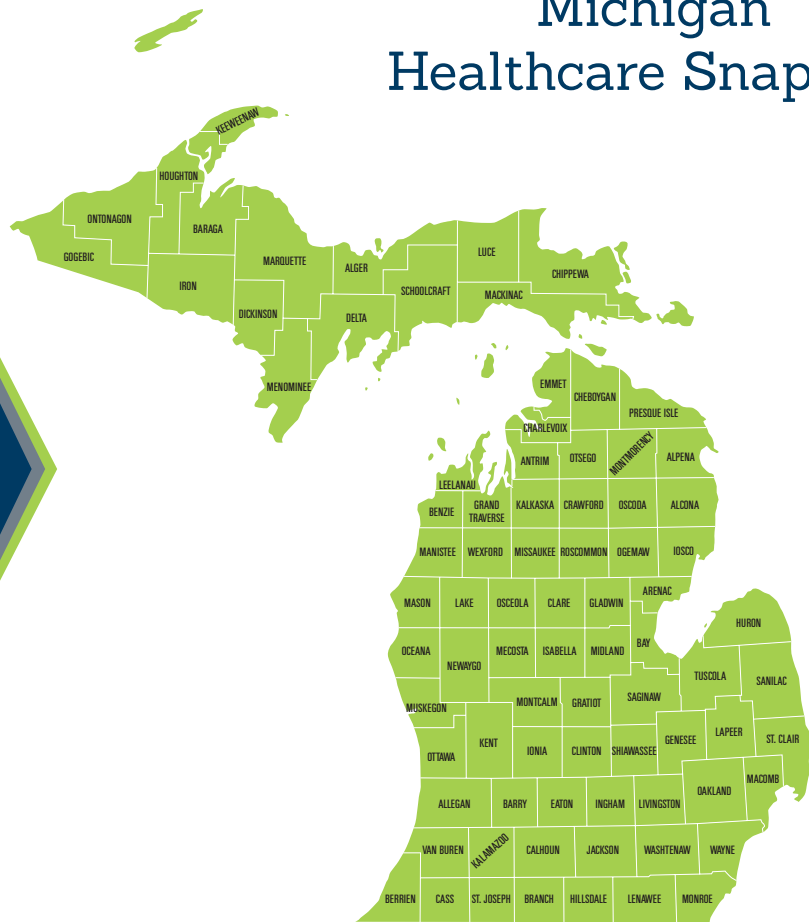
- ACA-Mandated Quality Based Payment Reform (QBPR): These impacts reflect the IPPS payment adjustments related to the 3 mandatory quality-based payment reforms: value-based purchasing (VBP), readmissions reduction program (RRP), and the hospital-acquired conditions (HAC) reduction program. (The VBP program is budget neutral on a national basis.)

All impacts in this analysis reflect Medicare FFS payments. Dollar impacts may differ from those provided by other organizations due to differences in source data and analytic methods. Dollar impacts have been rounded to the nearest hundred dollars; totals may not foot due to rounding; dollar amounts less than \$50 will appear as zeros.

ECONOMIC IMPACT DATA

The healthcare sector includes hospitals, offices of healthcare providers (physicians, dentists and other healthcare providers), nursing and residential care facilities (nursing, community care and residential mental health/substance abuse facilities), other ambulatory services (outpatient care centers, medical and diagnostic laboratories, and other ambulatory healthcare services), and home health services. The information presented here was compiled using IMPLAN V.3.1 software and 2015 data, along with 2015 data from the American Hospital Association Annual Survey (the most recent data available).

Michigan Healthcare Snapshot



Leading Healthcare



www.mha.org